

The *Seismic* Laboratory of the University of Genoa

<http://www.distav.unige.it/rsni/labsismo.php>

"STATION: Seismic sTATION and site amplificatION"

(<http://www.distav.unige.it/rsni/station.php>)

Station: RGS, (Code: RGS)

(Code: RGS, Net: IT, Loc: , Chan: HN)

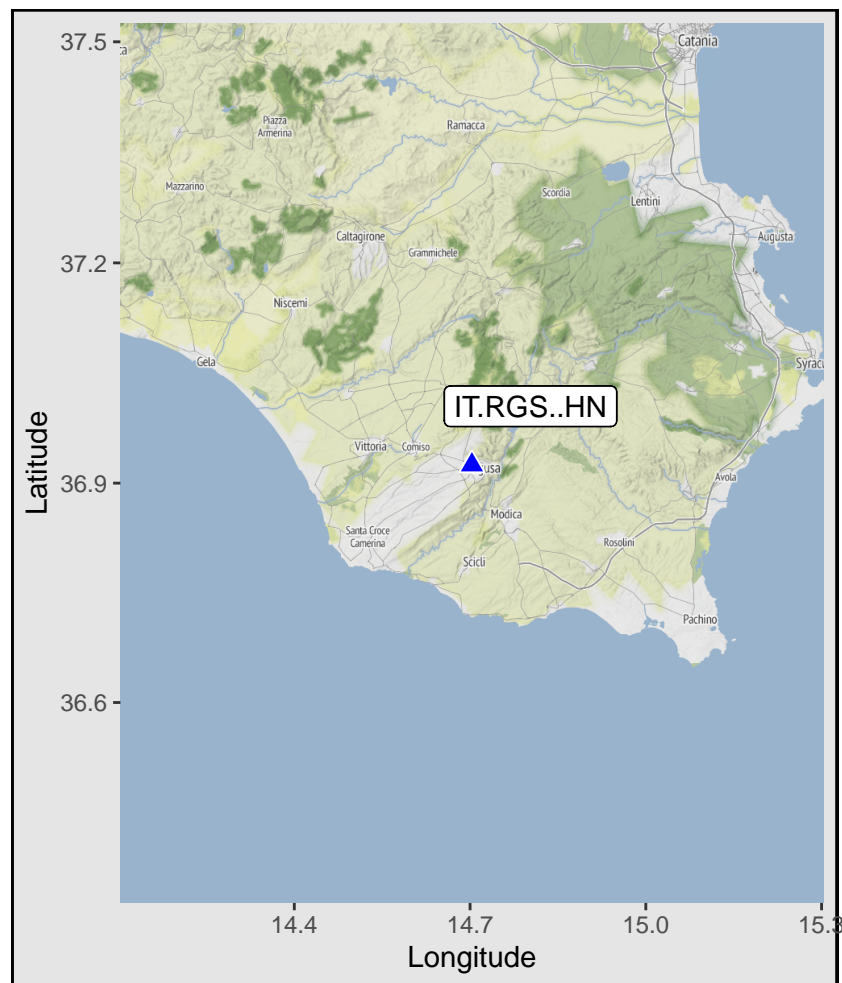
Network Name: Italian Strong Motion Network

Website: <http://cnt.rm.ingv.it/instruments/network/IT>

DOI: <https://doi.org/10.7914/SN/IT>

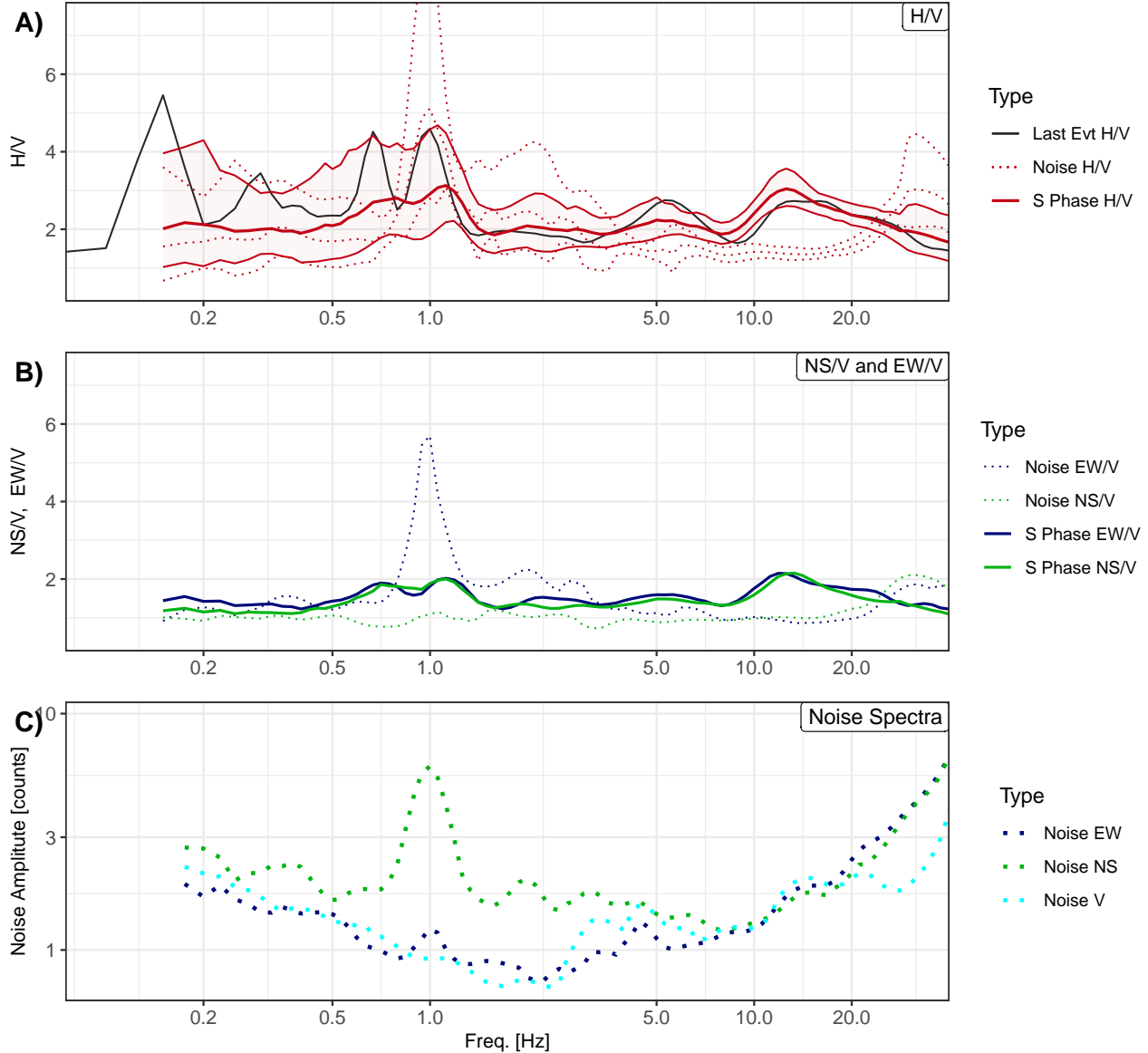
ESM Link: <https://esm-db.eu/#/station/IT/RGS>

STATION Link: <http://www.distav.unige.it/rsni/station-paginastaz.php?lang=it&sta=RGS&lang=it&net=IT>



Station: RGS, Net: IT, Loc: (S-Phases: 37, Noise:11)
 Start: 2015-05-11, Mag min: 1.9 - Mag max: 4.9
 Last event: CT (Mineo), 2022-12-23 05:18:08, MI:2.1 [INGV]

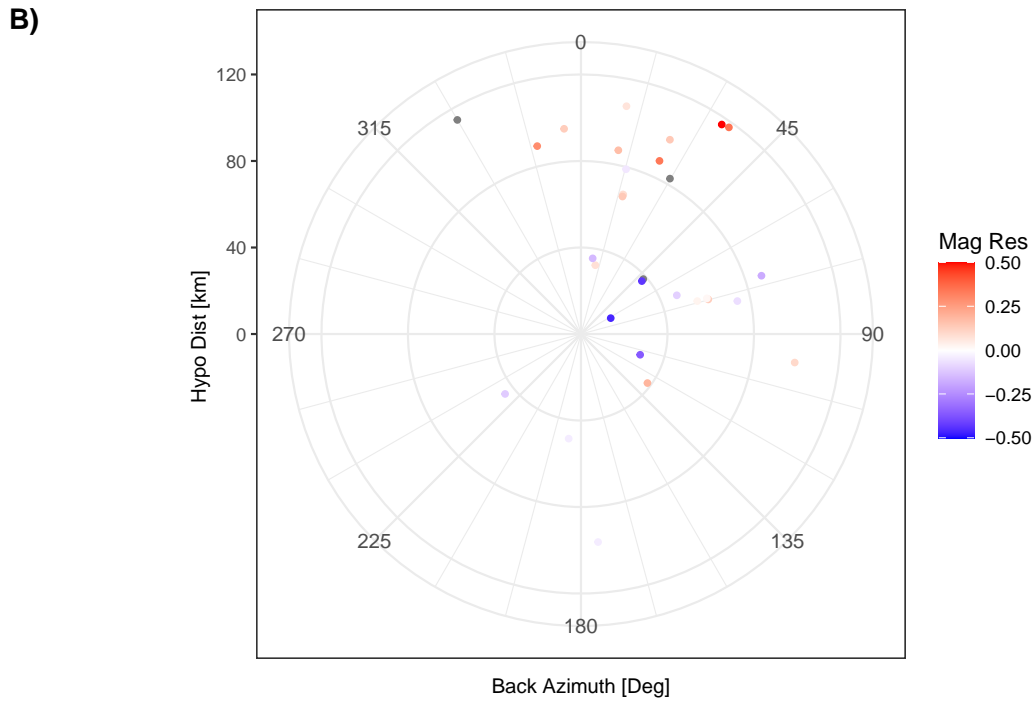
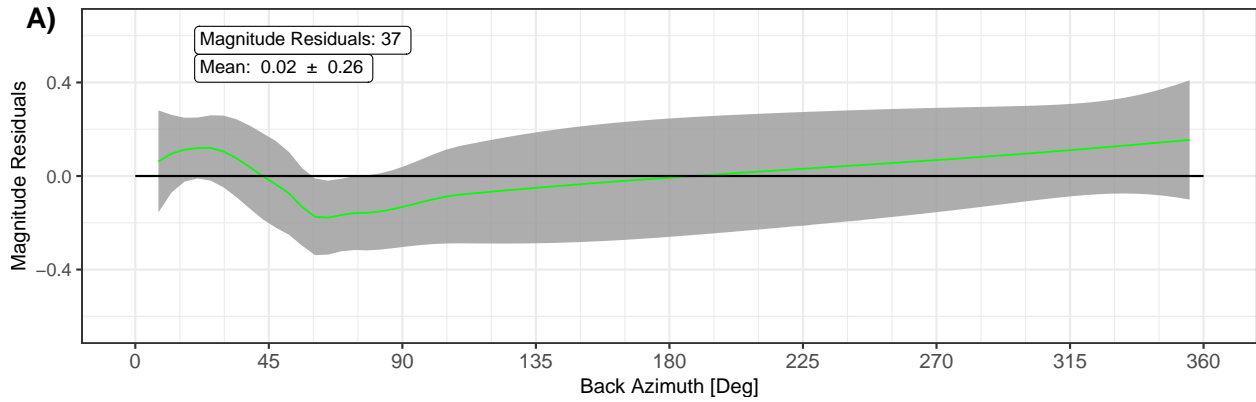
H/V



H/V and noise spectra. Spectral ratios are computed considering both S-phase and noise windows, as indicated in the legend. A) H/V for the horizontal (H) component, the average \pm one standard deviation of the ratios computed for several windows are also shown and the gray line (Figure A) is the H/V relative to the last automatically processed seismic event. B) H/V for the EW and NS components (mean). C) noise spectra (mean).

Download Links:
 HV S-Phase: [H/V](#) [NS/V](#) [EW/V](#)
 HV Noise: [H/V](#) [NS/V](#) [EW/V](#)
 Noise: [V](#) [NS](#) [EW](#)

Station: RGS, Net: IT, Loc: (Mag Res: 37)



Local Magnitude Residuals (single station magnitude - averaged event magnitude). Magnitudes were calculated using the relation given by Di Bona (2016) without taking into account for station corrections. A) magnitude residuals versus distance (mean). B) magnitude residuals as function of distance and back azimuth.

Download Links:

Local Magnitude Residual: [ResMag_IT.RGS..HN.txt](#)

Copyright

Reproduction is authorised only if the source is cited in a complete and comprehensive way.

Disclaimer

The information contained in this site does not engage the responsibility of the University of Genoa (DISTAV). Our aim is to provide reliable scientific information to members of the national and international scientific community and to anyone interested. In any case, we will take care of correcting the errors that will be reported to us. However, DISTAV does not assume any responsibility for the material contained in the site. This material, consisting of general information, results of specific research, or data from monitoring networks, is not necessarily exhaustive, complete, accurate or up to date. This material sometimes provides links to external sites over which DISTAV has no control and for which DISTAV assumes no responsibility. Finally, this material does not represent a professional or legal advisory service. The purpose of this disclaimer is not to evade compliance with legal obligations under applicable national law, nor to exclude liability in cases where liability cannot be excluded under national law.